

wifag//polytype group

# RHM 100/200/300 – perfect capping



The flexible machine for  
finishing tubes and attaching closures  
in inline and offline production

//polytype

# For all your tube capping needs



//polytype is a leading manufacturer of high-quality decorating and finishing machines for plastic tubes and sleeves. Customers benefit every day from the extreme flexibility and high productivity of //polytype solutions coupled with the company's process expertise and excellent service.

//polytype is part of the Swiss wifag//polytype Group, which operates globally and has branches in Switzerland, Germany, Italy, the USA, Thailand, Brazil, China and India. This alliance gives //polytype access to a broad technology base and guarantees a global and professional partnership for your success.

- // High reliability and maximum productivity
- // Excellent access through the horizontal mandrel arrangement
- // Six different workstation options (can also be retrofitted)
- // Tube quality is checked after every processing step



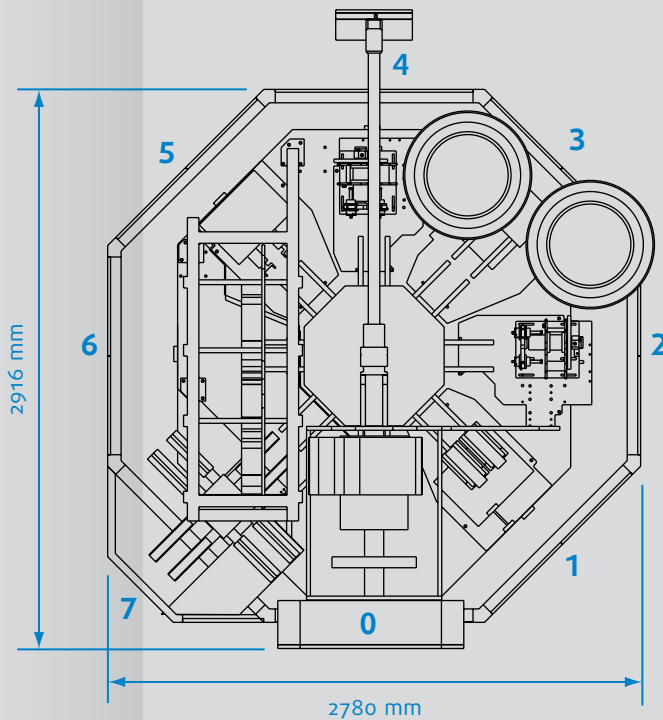
What is a tube without a cap? It's like a house without a roof. This is where the versatility of ingredients comes into play. Be it slim nozzles, flip-top caps, hinged covers, simple screw-on closures or tube sealing, the //polytype RHM 100/200/300 caters to all requirements – and does so on a single machine. The machine can incorporate up to six workstations, can be operated inline or offline and really comes into its own when speed and high throughput are of the essence.

The modular design of the //polytype RHM 100/200/300 makes it ideal for finishing tubes. Its unique flexibility resulting from freely selectable operations means it can be used for a wide range of applications.

The //polytype RHM 100/200/300 is a high-quality Swiss product delivering excellent process reliability. Its ease of access also makes it a very maintenance- and user-friendly machine.

# Many high-quality processes on a single machine

- // Fast product changeovers and simple maintenance
- // Simple control interface designed for ease of training
- // Machine settings can be saved
- // Statistics tool (process control on the display)



## Stations can be set up for RHM 200

- 0 - Feeding tubes
- 1 - Membrane film fixing
- 2 - Cap snap-on
- 3 - Cap screw-on
- 4 - Cap snap-on
- 5 - Cap tightening
- 6 - Labeling
- 7 - Unloading tubes

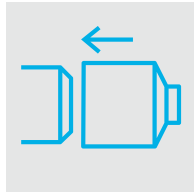
## Other options:

- // Screwing on cannula tubes with conical closures
- // Snapping on pump spray heads
- // Processing of metallized closures
- // Application of oval caps
- // Camera surveillance of applied closures

Technical data	RHM 100	RHM 200	RHM 300
Min./max. diameter	(13.5)19-50(63.5) mm	(13.5)19-50(63.5) mm	(13.5)19-50(63.5) mm
Skirt length	50-215 mm	50-215 mm	50-215 mm
Cap diameter	13,5-60 mm	13,5-60 mm	13,5-60 mm
Max. printing speed	100 Stück/Min.	200 Stück/Min.	300 Stück/Min.
Weight of main machine	~6000 kg	~7000 kg	~8500 kg

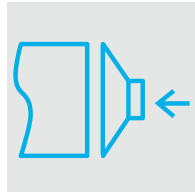
### Feeding tubes

Tubes are fed onto a vacuum drum using chain pins. Vacuum



prisms then transfer the tubes from the drum to the mandrels using a pusher.

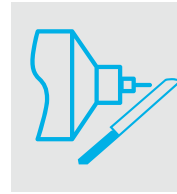
### Tube head welding



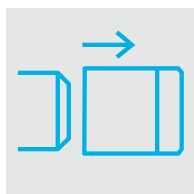

Optionally, pre-formed tube heads can be fed in and welded to the tube.

### Tube head snipping

As the tubes are rotated very quickly, a guillotine blade is used to cut



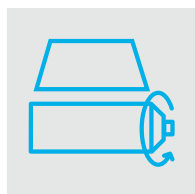
the injection-molded tube heads cleanly to precisely the right size.



### Unloading tubes

The finished tubes are blown out onto a conveyor belt that is


connected to a downstream drum to guide the tubes to the next process step. Rejects are also removed during this process.



### Labeling

To attach self-adhesive labels, the label is first aligned precisely

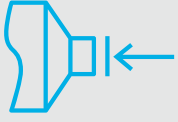
with the relevant cap or tube imprint and then applied cleanly.



### Cap tightening

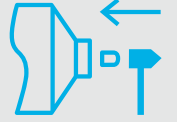
Once a cap has been screwed on, a controlled process is used to

tighten it using the correct torque.



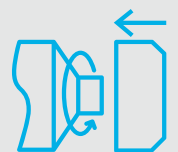

### Membrane film fixing

To seal the tube opening, precisely-sized membranes are punched out before the aluminum or plastic laminate film is welded to the tube head.



### Pressing on inserts

At this station, various types of inserts are attached to the tube nozzle. Special solutions can be implemented to meet a wide range of requirements.



### Cap screw-on

In this process, flip-top caps are positioned correctly and pressed on in accordance with the tube design.



### Cap snap-on

In this process, flip-top caps are positioned correctly and pressed on in accordance with the tube design.

# Service worth its weight in gold!

- // Preventative measures to extend the service life of your machine
- // Optimizing your machine for higher productivity
- // Higher availability through better trained staff
- // Process optimization to reduce waste



Our comprehensive service portfolio ensures you get the best out of your machine at all times. By offering regular maintenance, a hotline service, remote maintenance and operator and process optimization training, we help you cut costs and improve productivity. We can also offer all the consumables you need to ensure a high-quality print result. Our own well-stocked spare parts store ensures quick part replacement if anything should go wrong at any time. Just ask for our service brochure.

## **Our comprehensive service program offers:**

- // Installation and startups
- // Hotline and remote service
- // Spare parts and supplies
- // Maintenance and repair
- // Updates and upgrades
- // Rebuild and refurbishment
- // Application support
- // Operator and maintenance training
- // Equipment relocation

**Polytype AG**

26, route de la Glâne  
CH-1701 Fribourg/Switzerland

Phone +41 26 426 11 11

info@polytype.com  
www.polytype.com

**SWITZERLAND**

**WIFAG-Polytype Holding AG**  
Fribourg/Switzerland

**WIFAG-Polytype Technologies AG**  
Fribourg/Switzerland

**Polytype AG**  
Fribourg/Switzerland

**GERMANY**

**Mall + Herlan GmbH**  
Pfinztal/Germany

**Mall Herlan MB GmbH**  
Neuhausen ob Eck/Germany

**WIFAG-Polytype GmbH**  
Hamburg/Germany

**ITALY**

**Mall + Herlan Italia S.r.l.**  
Seriante (BG)/Italy

**OMV Machinery srl**  
Verona/Italy

**AMERICA**

**Polytype America Corp.**  
Mahwah, NJ/USA

**ASIA**

**WIFAG-Polytype China Ltd.**  
Hong Kong/China

**Wifag-Polytype India  
Marketing Private Ltd.**  
New Delhi/India

**Polytype Asia Pacific Co., Ltd.**  
Chachoengsao/Thailand