


RDA 24-150 – extra flexibility



The high-performance offset printing,
lacquering and finishing machine
for plastic tubes


Always the best – a genuine all-rounder



//polytype is a leading manufacturer of high-quality decorating and finishing machines for plastic tubes and sleeves. Customers benefit every day from the extreme flexibility and high productivity of //polytype solutions coupled with the company's process expertise and excellent service.

//polytype is part of the Swiss wifag//polytype Group, which operates globally and has branches in Switzerland, Germany, Bulgaria, USA and Thailand. This alliance gives //polytype access to a broad technology base and guarantees a global and professional partnership for your success.


- // Printing and finishing on one machine
- // Highly flexible machine layout
- // Excellent print quality and high productivity
- // Swiss reliability



The //polytype RDA 24-150 is a high-performance 2-in-1 offset printing and lacquering machine.

This decorating machine was designed primarily for inline operation, but can also be used offline.

The integrated finishing operations make it possible to produce complete, high-quality tubes efficiently and with a very attractive ROI – and at speeds that normally call for a separate transfer and tube finishing machine.

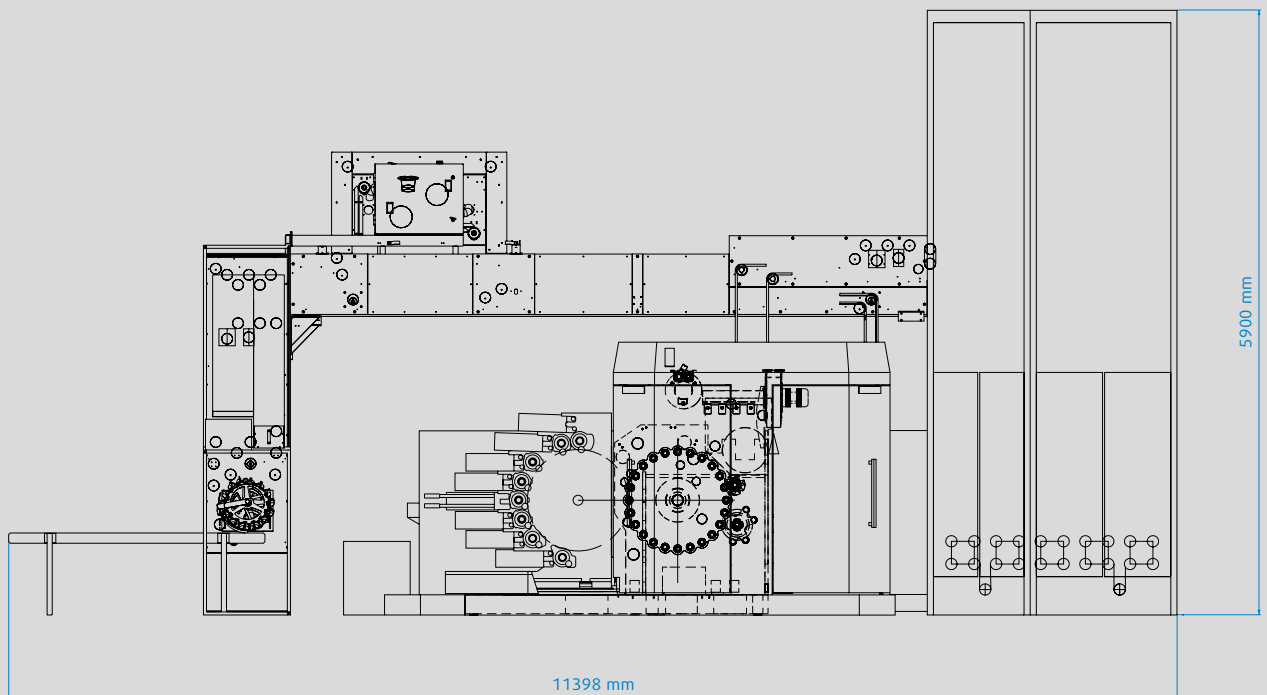


Stations can be set up for RDA 24-150

- 1 – Feeding tubes
- 2 – Process control
- 3 – Membrane punch
- 4 – Tube mouth sealing
- 5 – Sealing control
- 6 – Cap screw-on/snap-on
- 7 – Cap screw-on/snap-on
- 8 – Cap tightening
- 9 – Surface pre-treatment
- 11 – Detection for positioning
- 12 – Printing
- 16 – UV ink curing
- 18 – Lacquering
- 21 – Vision control
- 22 – Unloading tubes
- 23 – Unloading tubes
- 24 – Process control

Controlled process variety – from start to finish

- // Fast design changes thanks to quick-change options
- // High positioning accuracy of flip-top caps relative to the print design
- // Fast tube format changeover without tools
- // Further optional processes available



The //polytype RDA 24-150 is a 2-in-1 high-performance offset printing and lacquering machine for inline and offline production. It enables complete finishing for tubes on an extremely small footprint.

The following processes are also available as options:


- // Lacquer viscosity measurement system
- // Pre-print
- // Alignment of the print image with a tube marker
- // Vision control system

Technical data

Min./max. diameter	(13.5)19-50(63.5) mm
Skirt length	50-215 mm
Max. printing width	205/215 mm
Cap diameter	19-50 mm
Max. printing speed	150/min.
Weight of main machine	~12000 kg


Feeding tubes

Tubes can be fed in manually, semi-automatically from a storage magazine or fully automatically using a drum.




Membrane film fixing

To seal the tube opening, precisely sized membranes are punched out before the aluminum or plastic laminate film is welded to the tube head.




Ionisation with dust exhaust

To clean the tubes, particles are neutralized electrostatically and then cleaned of dirt particles using a vacuum.




UV lacquer curing

The UV lacquer curing process takes place in a separate //polytype oven with progressive heat control. The path is S-shaped and equipped with two UV radiation elements. A swivel-mounted opening enables easy cleaning and simple reel changes.



Anilox/squeegee lacquering unit

The lacquering unit ensures even application using either a squeegee or anilox lacquering unit. The unit can be pulled out, which ensures excellent accessibility. A temperature control system is also integrated.




UV ink curing

The UV ink curing process is equipped with progressive power control. It was developed for quick lamp changes and ease of maintenance.


Cap screw-on/snap-on

The same station can be used to screw in closures or snap on caps without time-consuming changeovers.





Cap tightening

Once a cap has been screwed on, a controlled process is used to tighten it using the correct torque.




Surface pre-treatment

To ensure reliable ink adhesion, this station is used to pre-treat the surface of the tubes with gas or a Corona.




Temperature-controlled inking unit

This inking unit ensures constant ink processing and was designed for fast ink changes. It is also very easy to maintain.



High-precision printing unit

The printing unit can reproduce print images comprising up to 8 colors in consistently high quality even over longer periods. Thanks to the ergonomic design and quick-change options, a print image can be changed within a very short space of time.



Printing plate punching device

30x magnification helps ensure precise printing plate punching.



Printing plate cylinder

Printing plate cylinders with clamp or magnetic design enable quick and easy plate changeovers.


The right printing unit for the right application!

- // The state-of-the-art printing units are the result of decades of experience
- // Robust and durable construction for high-quality printing
- // polytype offers a printing unit solution for every decoration need



The standard 8-color dry offset printing unit T91

- // 8-color printing unit frame
- // Inking trough with screw or levers
- // Separate duct roller drives
- // Central lubrication
- // Automatic roller-washing unit
- // Standard or magnetic printing plate cylinder
- // Ink mist removal
- // Plate cylinder Ø: 165 mm
- // Rubber blankets: 6 (3)



The 9-color dry offset printing unit M91

- // 9-color printing unit frame
- // Inking trough with screw or levers
- // Separate duct roller drives
- // Central lubrication
- // Automatic roller-washing unit
- // Standard or magnetic printing plate cylinder
- // Printing pressure with fine adjustment
- // Covered gearwheels
- // Plate cylinder Ø: 165 mm
- // Rubber blankets: 6 (3)



The dry offset printing unit T80 for small diameters

- // 8-color printing unit frame
- // Inking trough with screw or levers
- // Separate duct roller drives
- // Central lubrication
- // Automatic roller-washing unit
- // Standard or magnetic printing plate cylinder
- // Printing pressure with fine adjustment
- // Ink mist removal
- // Covered gearwheels
- // Toray printing method
- // Plate cylinder Ø: 100 mm
- // Rubber blankets: 8 (4)

Polytype AG
26, route de la Glâne
CH-1701 Fribourg/Switzerland

Phone +41 26 426 11 11

info@polytype.com
www.polytype.com

SWITZERLAND

WIFAG-Polytype Holding AG
Fribourg/Switzerland

Polytype AG
Fribourg/Switzerland

BULGARIA

Mechatronica S.C.
Gabrovo/Bulgaria

AMERICA

Polytype America Corp.
Lincoln Park, NJ/USA

ASIA

Polytype Asia Pacific Co., Ltd.
Chachoengsao/Thailand

Wifag-Polytype India
Marketing Private Ltd.
New Delhi/India

polytype