


- // Printing and finishing on one machine
- // Highly flexible machine layout
- // Excellent print quality and high productivity
- // Swiss reliability



The //polytype RDA 24-165 is a high-performance 2-in-1 offset printing and lacquering machine. This decorating machine was designed primarily for inline operation, but can also be used offline.

The integrated finishing operations make it possible to produce complete, high-quality tubes efficiently and with a very attractive ROI – and to do so at speeds that normally call for a separate transfer and tube finishing machine.

**Stations can be set up for RDA 24-165**

- 1 – Feeding tubes
- 2 – Process control
- 3 – Membrane punch
- 4 – Tube mouth sealing
- 5 – Sealing control
- 6 – Cap screw-on/Cap snap-on
- 7 – Cap screw-on/Cap snap-on
- 8 – Cap tightening
- 9 – Surface pre-treatment
- 11 – Detection for positioning
- 12 – Printing
- 16 – UV ink curing
- 18 – Lacquering
- 21 – Vision control
- 22 – Unloading tubes
- 23 – Unloading tubes
- 24 – Process control

## RDA 24-165 – extra flexibility



## Always the best – a genuine all-rounder



## The high-performance offset printing, lacquering and finishing machine for plastic tubes

//polytype is a leading manufacturer of high-quality decorating and finishing machines for plastic tubes and sleeves. Customers benefit every day from the extreme flexibility and high productivity of //polytype solutions coupled with the company's process expertise and excellent service.

//polytype is part of the Swiss wifag//polytype Group, which operates globally and has branches in Switzerland, Germany, Italy, the USA, Thailand, Brazil, China and India. This alliance gives //polytype access to a broad technology base and guarantees a global and professional partnership for your success.

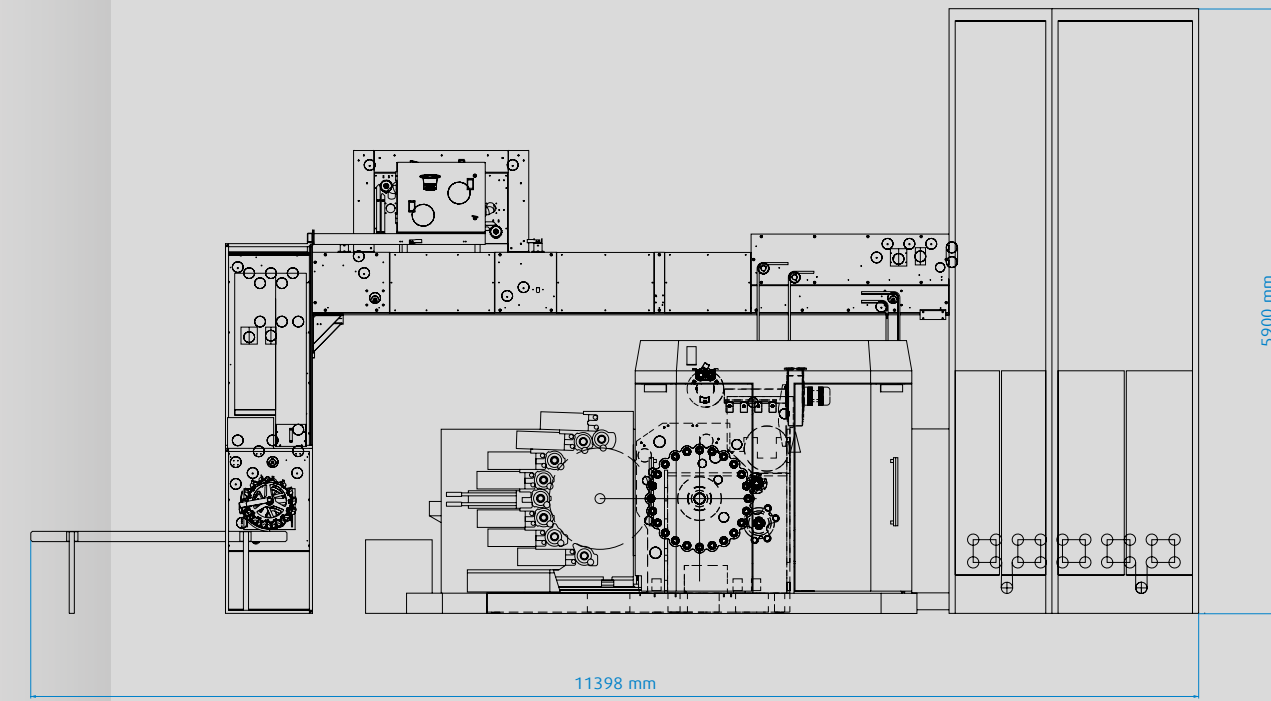
**Polytype AG**  
26, route de la Glâne  
CH-1701 Fribourg/Switzerland  
  
Phone +41 26 426 11 11  
  
info@polytype.com  
www.polytype.com

**SWITZERLAND**  
WIFAG-Polytype Holding AG  
Fribourg/Switzerland  
  
**Polytype AG**  
Fribourg/Switzerland  
  
**ITALY**  
OMV Machinery srl  
Verona/Italy  
  
**BULGARIA**  
Mechatronica S.C.  
Gabrovo/Bulgaria

**AMERICA**  
Polytype America Corp.  
Lincoln Park, NJ/USA  
  
**ASIA**  
Polytype Asia Pacific Co., Ltd.  
Chachoengsao/Thailand  
  
Wifag-Polytype India  
Marketing Private Ltd.  
New Delhi/India

## Controlled process variety – from start to finish

- // Fast design changes thanks to quick-change options
- // High positioning accuracy of flip-top caps relative to the print design
- // Fast tube format changeover without tools
- // Further optional processes available



The //polytype RDA 24-165 is a 2-in-1 high-performance offset printing and lacquering machine for inline and offline production. It enables complete finishing for tubes on an extremely small footprint.

- The following processes are also available as options:
- // Automatic washing of inking units
  - // Lever ink fountains with pre-inking program
  - // Inking unit protecting plates for makeready during production
  - // Automatic central lubrication of the printing unit
  - // Alignment of the print image with a tube feature
  - // Pre-print
  - // Toray printing method
  - // Vision control system

Technical data	
Min./max. diameter	(13.5)19-50(63.5) mm
Skirt length	50-215 mm
Max. printing width	205 mm
Cap diameter	19-50 mm
Max. printing speed	165/min.
Weight of main machine	~12000 kg

### Feeding tubes

Tubes can be fed in manually, semi-automatically from a storage magazine or fully automatically using a drum.

### Membrane film fixing

To seal the tube opening, precisely-sized membranes are punched out before the aluminum or plastic laminate film is welded to the tube head.

### Ionisation with dust exhaust

To clean the tubes, particles are neutralized electrostatically and then cleaned of dirt particles using a vacuum.

### Cap screw-on/Cap snap-on


The same station can be used to screw in closures or snap on caps without time-consuming changeovers.

### Cap tightening

Once a cap has been screwed on, a controlled process is used to tighten it using the correct torque.

### Surface pre-treatment

To ensure reliable ink adhesion, this station is used to pre-treat the surface of the tubes with gas or a Corona.



### UV lacquer curing

The UV lacquer curing process takes place in a separate //polytype oven with progressive heat control. The path is S-shaped and equipped with two UV radiation elements. A swivel-mounted opening enables easy cleaning and simple reel changes.

### Anilox/squeegee lacquering unit

The lacquering unit ensures even application using either a squeegee or anilox lacquering unit. The unit can be pulled out, which ensures excellent accessibility. A temperature control system is also integrated.

### UV ink curing

The UV ink curing process is equipped with progressive power control. It was developed for quick lamp changes and ease of maintenance.

### Temperature-controlled inking unit

This inking unit ensures constant ink processing and was designed for fast ink changes. It is also very easy to maintain.

### High-precision printing unit

The printing unit can reproduce print images comprising up to 8 colors in consistently high quality even over longer periods. Thanks to the ergonomic design and quick-change options, a print image can be changed within a very short space of time.

### Printing plate punching device

30x magnification helps ensure precise printing plate punching.

### Printing plate cylinder

Printing plate cylinders with clamp or magnetic design enable quick and easy plate changeovers.

## Service worth its weight in gold!

- // Preventative measures to extend the service life of your machine
- // Optimizing your machine for higher productivity
- // Higher availability through better trained staff
- // Process optimization to reduce waste



Our comprehensive service portfolio ensures you get the best out of your machine at all times. By offering regular maintenance, a hotline service, remote maintenance and operator and process optimization training, we help you cut costs and improve productivity. We can also offer all the consumables you need to ensure a high-quality print result. Our own well-stocked spare parts store ensures quick part replacement if anything should go wrong at any time. Just ask for our service brochure.

### Our comprehensive service program offers:

- // Installation and startups
- // Hotline and remote service
- // Spare parts and supplies
- // Maintenance and repair
- // Updates and upgrades
- // Rebuild and refurbishment
- // Application support
- // Operator and maintenance training
- // Equipment relocation